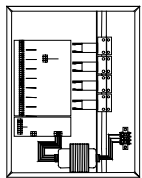


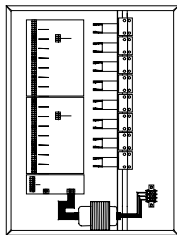
# Touch-Plate® Lighting Controls

## Control Plus Series Lighting Control Panels

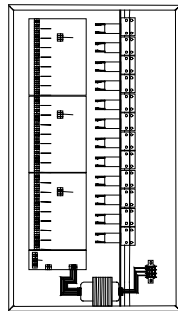
- Factory pre-assembled and tested.
- ETL listed as an assembly.
- Easy to install and start-up.
- No programming skills required, simple switch based control assignments, color-coded connections.
- Easy to integrate with other control systems, A/V, BMS, HVAC, security, etc.
- Master control with both central automated controls along with local/manual override.
- Assignable Zone Masters, two per Control Board.
- Simple switch based control includes remote pilot light annunciation.
- Accepts Cycle, On/Off, & Maintained switch inputs, all standard for each relay.
- 20 Amp 120 and 277 VAC lighting relays, (347 VAC Canada).
- Integrates Occupancy Sensors, Photocells, and Time-of-Day Controls.
- Expanded capability with addition of Solution Series Control Devices.
- Hinged, locking cover.



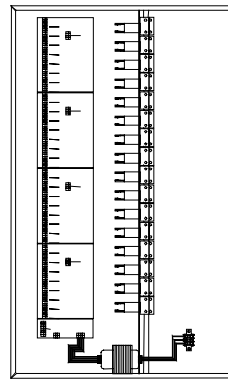
CPS-0008  
18"x14"x4-1/4"



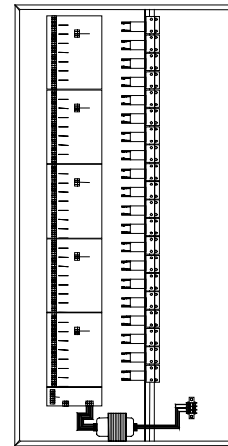
CPS-0016  
24"x18"x4-1/4"



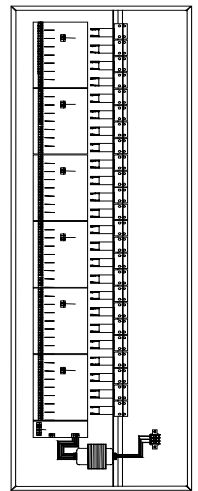
CPS-0024  
32"x18"x4-1/4"



CPS-0032  
40"x19"x4-1/4"



CPS-0040  
48"x19"x4-1/4"



CPS-0048  
56"x19"x4-1/4"

The Control Plus Series (CPS) is a high technology lighting control system designed to meet the vast majority of lighting control requirements. The relay panel can be combined with CPS Dimmer panels and CPS Solution Series control devices to offer one of the most powerful, flexible and inexpensive systems available.

CPS is an "Event-Driven" control system, so it obeys the last signal received. Any combination of switching devices (momentary, cycle, maintained) can be wired to the inputs of the control board for each relay. The relay will switch according to the last input signal. Input devices may be manual switches, time clocks, photo-sensors, occupancy sensors or any device that produces a switch signal.

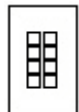
CPS is used where flexible control of lighting or any other electrically controlled load is needed. It consists of a 16 gauge steel enclosure, 3000-PL relays, a 120/277 volt dual primary and dual secondary transformer, power supply card, and logic control boards pre-wired at the factory.

The panels allow loads to be controlled by multiple inputs and logical control groups. It is designed to accept the

Following input types: **CYCLE** (single button momentary), discreet **ON/OFF** (momentary On, momentary Off), and **MAINTAINED** (standard toggle wall switch or any sustained contact enclosure). Any combination of switching devices can be wired to the control board inputs for each relay. In addition, each relay has a 6.3 VAC output for L.E.D. indicators at the switch locations. This output signal can be converted into a dry contact for status feedback to interface with a Building Management System, Security System, A/V System or other system, (see Solution Series).

CPS panels have the ability to group relays in several ways. Zone mastering is provided for each relay in groups of eight on a relay control board. The Zone Master slide switches can be set to include each relay in one of two groups or exclude it from the groups. Multiple relay control boards can be linked to operate together making a large group, or kept separate in groups of eight relays.

In addition to all other individual and zone inputs, a Master input enables the operator to sweep an entire panel with one input (switch, time clock, etc.).



# Touch-Plate® Lighting Controls

4822 Projects Dr Fort  
Wayne, IN 46825

Phone: 260-426-1565  
Fax: 260-426-1442

Sales Support Email: [sales@touchplate.com](mailto:sales@touchplate.com)  
World Wide Web: <http://www.touchplate.com>