

# TOUCH-PLATE<sup>®</sup>

## 7000 Series

### 7000 Series:

The Touch-Plate<sup>®</sup> 7000 series is a front snap-in mounting style switch. A wide range of configurations are available to accommodate most control applications. The switches are durable industrial quality. The metal covers and frames are available in several finishes and sizes. The 7000 series switches are identical in size to the Industrial series switches, and use the same mounting, but are a more economical version. The switch caps are NOT removable. The 7000 series offers outstanding value to any low voltage control system.


### Features:

- Two-wire push button momentary switch
- Two switch styles available
- 7000 series: no pilot lights
- 7000 switches available in black and white
- 7800 series: Red LED pilot light (20 ma)
- 7800 switches available in black only
- Switch rated at 8 amps, 30 VDC
- Each switch  $\frac{3}{4}$ " square with black bezel

### This Model:


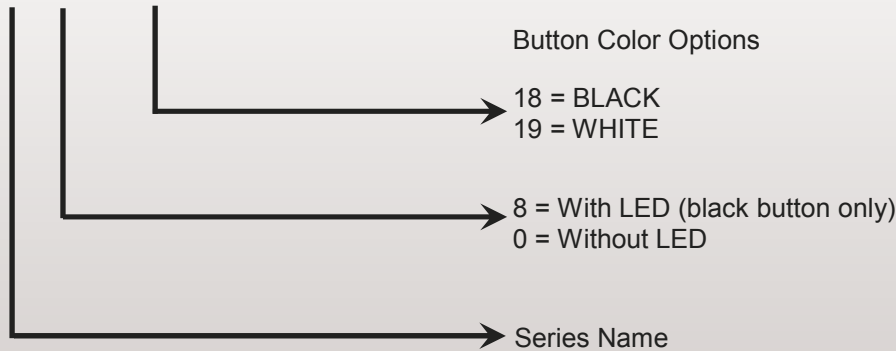
7019

Featured in a white, 1 gang Metal frame (MTL-1G-WHT), and white, 1 gang IND-2B flushplate (FP-1G-IND-2B-WHT). Switches each sold separately (Photo features 2 switches).



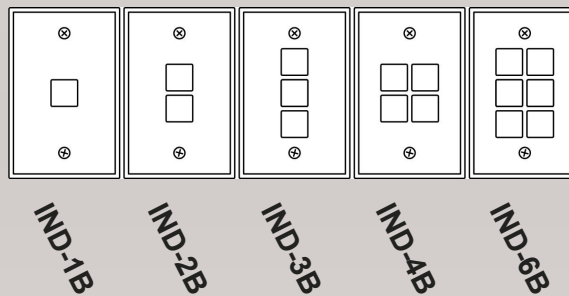
# 7000 Series

## 7019



**This Model:**  
 7019  
 Featured in a white, 1 gang Metal frame (MTL-1G-WHT), and white, 1 gang IND-2B flushplate (FP-1G-IND-2B-WHT). Switches each sold separately (Photo features 2 switches).

### BUTTON CONFIGURATIONS



### Available Flushplates:

FP-1G-IND-4B-WHT

- FP-1G-IND-1B
- FP-1G-IND-2B
- FP-1G-IND-3B
- FP-1G-IND-4B
- FP-1G-IND-6B

Available in 1G, 2G, 3G, and 4G

### Available Frames:

MTL-1G-WHT → Color varies with frame style

- **Metal**
  - MTL-1G-(same as "Flushplate Color Options")
- **Lexus**
  - LEX-1G-(ALM, BLK, IVR, and WHT only)
- **Plastic (1G only)**
  - PLA-1G-(ALM, BLK, IVR, and WHT only)

### Flushplate Color Options

